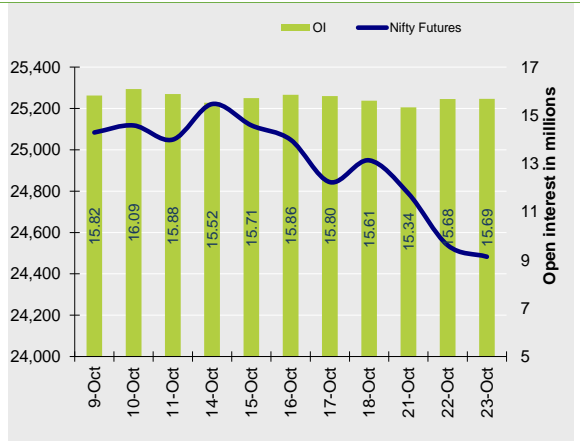


Nifty Snapshot

	Close	Prv Cl.	Ab chg	% chg
Spot	24,435.50	24,472.10	-36.60	-0.15
Futures	24,482.65	24,538.30	-55.65	-0.23
OI(mlshr)	15.69	15.68	0.01	0.04
Vol (lots)	266652	312817	-46165	-14.76
COC	47.15	66.20	-19.05	-28.8
PCR-OI	0.79	0.73	0.07	9.5

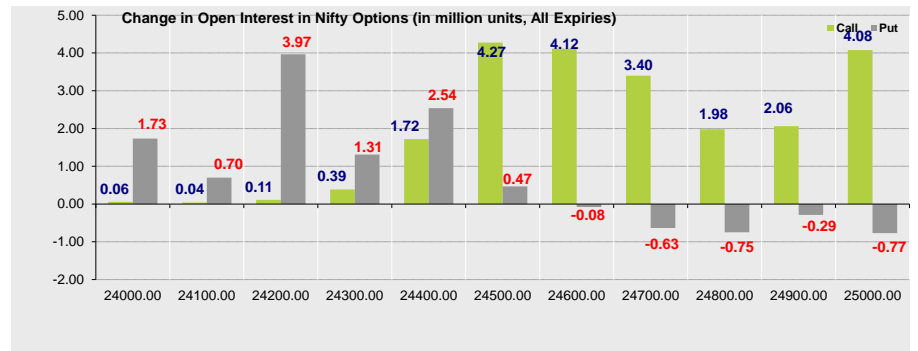
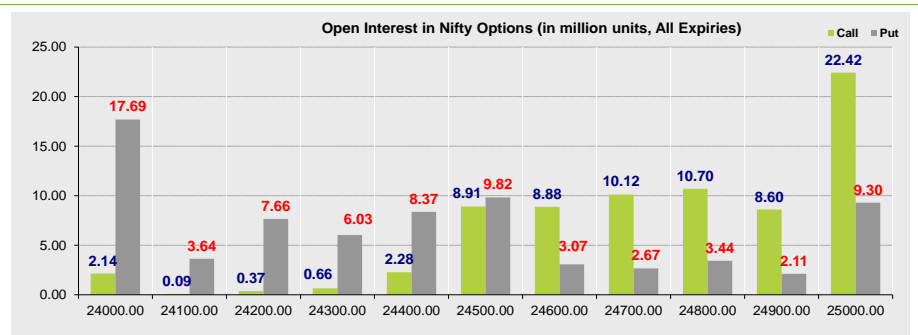
Nifty Futures Price v/s OI



Summary

- Indian markets closed on a flat note where selling was mainly seen in Automobiles, Oil & Gas, Pharmaceuticals sectors. Nifty Oct Futures closed at 24482.65 (down 55.65 points) at a premium of 47.15 pts to spot.
- FII's were net sellers in Cash to the tune of 5684.63 Cr and were net buyers in index futures to the tune of 116.86 Cr.
- India VIX increased by 1.31% to close at 14.62 touching an intraday high of 15.03.

Open Interest in Nifty Options:



Institutional Activity in previous trading session

(in Rs cr.)	Buy	Sell	Net
Index Futures	4096.12	3979.26	116.86
Index Options	3699278.35	3700210.50	-932.15
Stock Futures	38018.21	31493.98	6524.23
Stock Options	87627.00	87319.56	307.44
FII Cash	14,752.71	20,437.34	-5,684.63
DII Cash	16,433.67	10,393.77	6,039.90

Net FII Activity (in Rs cr.)

Date	Idx Fut	Stk Fut	Idx Opt	Cash
23-Oct	116.9	6524.2	-932.1	-5685
22-Oct	-218.6	859.9	12761.2	-3979
21-Oct	-333.1	-1671.2	241.2	-2262
18-Oct	679.1	3221.8	-3609.1	-5486
17-Oct	-133.0	265.5	-4954.5	-7421
16-Oct	-684.4	-1185.9	2432.1	-3436

Technical Pivot (Intraday):

	S2	S1	PIVOT	R1	R2
NIFTY	24315	24400	24540	24620	24760
BANKNIFTY	50980	51165	51405	51590	51830

(Price is in Rs; OI is in million units; Price chg and OI chg are in percentage) **NB RESEARCH**

Fresh Longs seen in:

Scrip	Price	Price chg	OI	OI Chg
UBL	1996.6	3.0	2.5	19.9
GRANULES	567.4	1.8	14.2	11.9
NMDC	218.2	1.3	112.1	8.2

Fresh Shorts seen in:

Scrip	Price	Price chg	OI	OI Chg
IDFCFIRSTB	66.1	-1.9	572.4	14.2
BHEL	224.2	-4.0	105.4	13.5
M&M	2800.9	-3.2	23.3	10.6

Short Covering seen in:

Scrip	Price	Price chg	OI	OI Chg
CANFINHOME	873.7	5.1	5.6	-17.9
DEEPAKNTR	2740.8	3.2	2.3	-11.2
FINNIFTY	23796.8	0.1	0.1	-10.0

Long Unwinding seen in:

Scrip	Price	Price chg	OI	OI Chg
ZYDUSLIFE	1136.1	-0.5	18.3	-9.3
CUB	167.4	-1.0	40.7	-6.7
GNFC	630.3	-0.6	6.5	-4.8

Outlook on Nifty:

Index is likely to open on a positive note today and is likely to remain range bound during the day.

NIFTY50 Options OI (CE OI = Resistance) (PE OI = Support)

Symbol	Highest CE OI	Highest PE OI	CMP
ADANIAPORTS	1500	1400	1341
ADANIENT	3200	2800	2835
ASIANPAINT	3400	3000	2996
AXISBANK	1200	1200	1164
BAJAJ-AUTO	12000	10000	10586
BAJAJFINSV	2000	1700	1741
BAJFINANCE	8000	6800	6999
BHARTIARTL	1740	1700	1687
BPCL	380	320	323
BRITANNIA	5900	5700	5755
CIPLA	1700	1600	1490
COALINDIA	500	470	475
DIVISLAB	6000	5500	5746
DRREDDY	6800	6200	6606
EICHERMOT	4800	4500	4680
GRASIM	2800	2700	2640
HCLTECH	1900	1800	1847
HDFCBANK	1800	1700	1737
HDFCLIFE	750	700	725
HEROMOTOCO	6000	5100	5161
HINDALCO	750	700	719
HINDUNILVR	3000	2700	2666
ICICIBANK	1300	1250	1254
ITC	520	480	481
INDUSINDBK	1500	1300	1274

NIFTY50 Options OI (CE OI = Resistance) (PE OI = Support)

Symbol	Highest CE OI	Highest PE OI	CMP
INFY	1960	1800	1857
IOC	180	170	153
JSWSTEEL	1050	950	958
KOTAKBANK	1900	1700	1772
LT	3800	3550	3460
LTIM	6400	6000	5930
M&M	3200	2800	2801
MARUTI	13000	12000	11935
NESTLEIND	2600	2600	2333
NTPC	450	400	406
ONGC	300	300	271
POWERGRID	360	330	318
RELIANCE	3000	2700	2686
SBILIFE	1900	1700	1716
SBIN	820	780	788
SUNPHARMA	1960	1900	1845
TATACONSUM	1200	1000	1015
TATAMOTORS	1000	900	878
TATASTEEL	170	165	149
TCS	4300	4000	4069
TECHM	1700	1660	1721
TITAN	3800	3300	3297
ULTRACEMCO	12000	10800	10759
UPL	620	520	533
WIPRO	560	530	549

OI against MWPL

Symbol	MWPL	Open Interest	Limit for next day	% OI
INDIAMART	6087018	7877100	Ban	129%
RBLBANK	121256568	126057500	Ban	104%
NMDC	229794455	223479000	Ban	97%
MANAPPURAM	109626743	103344000	Ban	94%
ABFRL	94593283	87318400	2545218	92%
PEL	24116103	21768000	Ban	90%
IDFCFIRSTB	966311538	858337500	59658461	89%
GMRINFRA	716538553	635625000	45086625	89%
SAIL	289139949	256276000	18406951	89%
AARTIIND	41153022	36297000	Ban	88%
HINDCOPPER	65482129	57624250	4583772	88%
EXIDEIND	91809066	79776000	7442612	87%
BANDHANBNK	193370862	167960800	Ban	87%
CANBK	672420574	583139250	55660295	87%
GRANULES	29633038	25630000	2521386	86%
ESCORTS	6768976	5773900	656627	85%
BHEL	256482590	218463000	25195460	85%
IEX	177845485	151286250	Ban	85%
LICHSGFIN	60244101	50686000	6545895	84%
PVRINOX	14163124	11827013	1627954	84%
NATIONALUM	178967755	149145000	20874367	83%
BSOFT	32626827	26914000	Ban	82%
GNFC	17249403	13971100	Ban	81%
ADANIANT	57646033	45915600	8848131	80%
PNB	591377974	465496000	96313075	79%
BIOCON	93845890	73825000	15328595	79%
LTF	167461848	131120332	27968423	78%
CHAMBLFERT	31488204	24242100	5671693	77%
BANKBARODA	372635498	282546225	71457498	76%
CONCOR	55081874	41560000	10767780	75%
ASHOKLEY	282419403	211165000	57133432	75%
SBICARD	59683524	44080000	12619347	74%
TATACHEM	31601465	23332100	6689291	74%

OI against MWPL

Symbol	MWPL	Open Interest	Limit for next day	% OI
M&MFIN	118003973	86450000	25653774	73%
DIXON	7988703	5812800	1776467	73%
IRCTC	60165566	43426250	13731037	72%
SUNTV	19704232	13675500	5043520	69%
MGL	13335005	9173600	3494654	69%
BALRAMCHIN	23040698	15838400	6050263	69%
POLYCAB	10518888	7159750	2833193	68%
OBEROIRLTY	23485458	15978900	6332285	68%
DLF	128335464	86877450	35041240	68%
HAL	37934515	25605300	10432489	67%
ACC	16266067	10919100	4533663	67%
BATAINDIA	12812405	8598000	3573784	67%
ABCAPITAL	161899049	108432000	45372096	67%
VEDL	339787241	225501200	97296678	66%
IDEA	7934775627	5254960000	2283076845	66%
INDUSTOWER	247893065	161605400	73893011	65%
CANFINHOME	18644752	12018825	5693689	64%
CUB	148134380	92970000	47757661	63%
ATUL	3228547	2010300	1056819	62%
IGL	77000080	47762000	25388076	62%
MCX	10180563	6257000	3414534	61%
UPL	101298895	61748700	34485250	61%
TATAPOWER	339616396	203164200	119471376	60%
NAVINFLUOR	7060735	4112675	2595023	58%
INDUSINDBK	120005506	67501500	46503730	56%
TATAMOTORS	427945109	234884100	171663753	55%
HEROMOTOCO	26088585	14242500	10541655	55%
TATACOMM	23447901	12453000	9822505	53%
SRF	29488465	15655875	12358166	53%
JINDALSTEL	77515708	41080625	32559297	53%
ZYDUSLIFE	50353988	26667900	21168388	53%
BAJAJ-AUTO	25094277	13177950	10661613	53%
METROPOLIS	5160312	2684800	2217496	52%

Derivative Recommendations:

Stock Name	Call (Buy/Sell)	Entry price	Targets	Stop Loss	Duration	Status
DRREDDY FUT	Sell	6624.7	6370	6740	1-2 Days	Open

FROM THE EQUITY DERIVATIVE DESK:

NIRAV HARISH CHHEDA
AVP - DERIVATIVES AND TECHNICAL RESEARCH
E-Mail: nirav.chheda@nirmalbang.com
Tel no: 6273-8199/8000

AMIT BHUPTANI
SNR.DERIVATIVES AND TECHNICAL RESEARCH ANALYST
E-Mail: amit.bhuptani@nirmalbang.com
Tel no: 6273-8242/8000

DISCLOSURES

Research Reports that are published by Nirmal Bang Securities Private Limited (hereinafter referred to as "NBSPL") are for private circulation only. NBSPL is a registered Research Analyst under SEBI (Research Analyst) Regulations, 2014 having Registration no. INH000001766. NBSPL is also a registered Stock Broker with National Stock Exchange of India Limited, BSE Limited, Metropolitan Stock Exchange of India Limited, Multi Commodity Exchange of India Limited, National Commodity and Derivative Exchange Limited and Indian Commodity Exchange Limited in cash and Equity and Commodities derivatives segments.

NBSPL has other business divisions with independent research teams separated by Chinese walls, and therefore may, at times, have different or contrary views on stocks and markets.

NBSPL or its associates have not been debarred / suspended by SEBI or any other regulatory authority for accessing / dealing in securities Market. NBSPL, its associates or analyst or his relatives do not hold any financial interest (Except Investment) in the subject company. NBSPL or its associates or Analyst do not have any conflict or material conflict of interest at the time of publication of the research report with the subject company. NBSPL or its associates or Analyst or his relatives may or may not hold beneficial ownership of 1% or more in the subject company at the end of the month immediately preceding the date of publication of this research report.

NBSPL or its associates / analyst has not received any compensation / managed or co-managed public offering of securities of the company covered by Analyst during the past twelve months. NBSPL or its associates have not received any compensation or other benefits from the company covered by Analyst or third party in connection with the research report. Analyst has not served as an officer, director or employee of Subject Company. NBSPL / analyst has not been engaged in market making activity of the subject company.

Analyst Certification: The research analysts and authors of these reports, hereby certify that the views expressed in this research report accurately reflects my/our personal views about the subject securities, issuers, products, sectors or industries. It is also certified that no part of the compensation of the analyst(s) was, is, or will be directly or indirectly related to the inclusion of specific recommendations or views in this research. The analyst(s) principally responsible for the preparation of this research report and has taken reasonable care to achieve and maintain independence and objectivity in making any recommendations.

DISCLAIMER

This report is for the personal information of the authorized recipient and does not construe to be any investment, legal or taxation advice to you. NBSPL is not soliciting any action based upon it. Nothing in this research shall be construed as a solicitation to buy or sell any security or product, or to engage in or refrain from engaging in any such transaction. In preparing this research, we did not take into account the investment objectives, financial situation and particular needs of the reader.

This research has been prepared for the general use of the clients of NBSPL and must not be copied, either in whole or in part, or distributed or redistributed to any other person in any form. If you are not the intended recipient you must not use or disclose the information in this research in any way. Though disseminated to all the customers simultaneously, not all customers may receive this report at the same time. NBSPL will not treat recipients as customers by virtue of their receiving this report. This report is not directed or intended for distribution to or use by any person or entity resident in a state, country or any jurisdiction, where such distribution, publication, availability or use would be contrary to law, regulation or which would subject NBSPL & its group companies to registration or licensing requirements within such jurisdictions.

The report is based on the information obtained from sources believed to be reliable, but we do not make any representation or warranty that it is accurate, complete or up-to-date and it should not be relied upon as such. We accept no obligation to correct or update the information or opinions in it. NBSPL or any of its affiliates or employees shall not be in any way responsible for any loss or damage that may arise to any person from any inadvertent error in the information contained in this report. NBSPL or any of its affiliates or employees do not provide, at any time, any express or implied warranty of any kind, regarding any matter pertaining to this report, including without limitation the implied warranties of merchantability, fitness for a particular purpose, and non-infringement. The recipients of this report should rely on their own investigations.

This information is subject to change without any prior notice. NBSPL reserves its absolute discretion and right to make or refrain from making modifications and alterations to this statement from time to time. Nevertheless, NBSPL is committed to providing independent and transparent recommendations to its clients, and would be happy to provide information in response to specific client queries.

Before making an investment decision on the basis of this research, the reader needs to consider, with or without the assistance of an adviser, whether the advice is appropriate in light of their particular investment needs, objectives and financial circumstances. There are risks involved in securities trading. The price of securities can and does fluctuate, and an individual security may even become valueless. International investors are reminded of the additional risks inherent in international investments, such as currency fluctuations and international stock market or economic conditions, which may adversely affect the value of the investment. Opinions expressed are subject to change without any notice. Neither the company nor the director or the employees of NBSPL accept any liability whatsoever for any direct, indirect, consequential or other loss arising from any use of this research and/or further communication in relation to this research. Here it may be noted that neither NBSPL, nor its directors, employees, agents or representatives shall be liable for any damages whether direct or indirect, incidental, special or consequential including lost revenue or lost profit that may arise from or in connection with the use of the information contained in this report.

Copyright of this document vests exclusively with NBSPL. Our reports are also available on our website www.nirmalbang.com